

Fairfield Police Department
Town of Fairfield, Connecticut

Monthly Report

July 2024



Chief Robert Kalamaras
Fairfield Police Department

Created by:
Gabrielle Martire

Call for Service Statistics - Year to Date

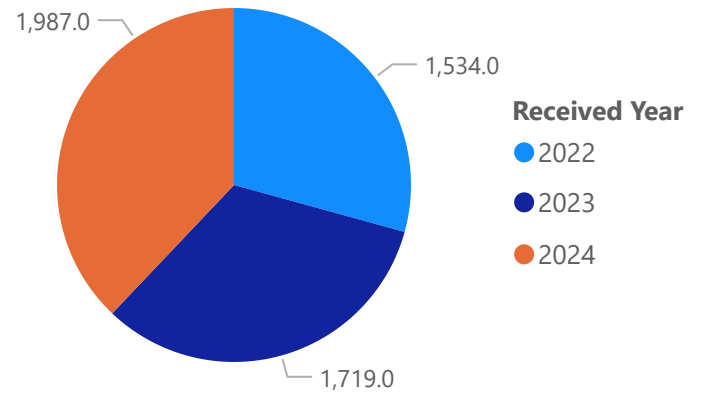
Actual Call Type	01 - ...	02 ...	03 ...	04 - April	05 - May	06 - June	07 - July	08 - August	09 - September
911 HANG UP	11	14	7	12	11	10	6	8	
ALARM	3	3	7	2	3	3	5	7	
ALARM EXCUSED	1		2		6	2	2	2	
ALARM FALSE	169	171	181	170	151	176	209	188	14
ANIMAL COMPLAINT	68	48	67	78	108	99	110	114	3
ASSAULT	6	1	2	7	6	4	3	1	
ASSISTANCE	190	201	244	220	313	270	273	244	10
BANK ESCORT	19	11	15	16	14	14	21	14	
BREACH OF PEACE	38	50	45	35	52	49	50	58	2
BURGLARY - RESIDENCE	3		1	1		4			1
BURGLARY - COMMERCIAL		1	3	2	5	1	3	1	
BURGLARY - GARAGE	1				1	1	1	1	
BURGLARY ATTEMPT	1				1		1		
BUSINESS/LOCATION CHECK	1,539	1,341	1,273	1,007	1,315	988	825	988	60
DEAD ON ARRIVAL	3	1	2	4	1	1	2		
DOOR UNLOCKED	3	2		3	1	1	6	4	1
EDP	14	13	15	15	15	14	14	14	
EMERGENCY MEDICAL CALL	241	191	190	210	340	354	336	379	20
EMERGENCY MEDICAL CALL (CODE 2)	120	113	112	115	6		1		
FIREWORKS COMPLAINT		1	1		8	6	29	6	4
FUNERAL ESCORT	17	20	15	21	14	12	11	16	
HARASSMENT	12	21	22	27	17	21	18	21	
INTOXICATED SUBJECT	2	7	4	7	9	9	6	5	3
INVESTIGATION	129	119	144	142	165	144	173	157	15
INVESTIGATION-WARRANT ARREST	15	13	20	12	15	2	23	5	3
LARCENY/THEFT	20	30	35	42	54	49	39	28	
LARCENY-IDENTITY THEFT	12	14	13	13	15	10	14	14	1
MEDICAL ALARM	1	3	4	2					
MISSING PERSON	1	3	2	3	7	6	3	2	
NARCOTICS VIOLATION			4	1	1				
NOISE COMPLAINT	16	27	33	37	55	57	34	35	6
PARKING VIOLATION	31	57	50	52	76	62	67	37	7
RECKLESS DRIVER	24	33	34	42	49	52	43	43	1
RECOVERED PROPERTY	9	12	11	21	23	24	20	23	1
ROAD HAZARD	29	15	31	28	29	41	44	48	4
ROBBERY	2		2			1			
SEX VIOLATION	2		3	2	3	1			
SHOPLIFTER	36	16	28	38	37	35	36	25	2
STOLEN VEHICLE	8	8	14	6	5	16	9	9	1
STOLEN VEHICLE ATTEMPT		1	1						
SUICIDE			1	1		1			
SUICIDE ATTEMPT	2		4	1	2	2			
SUICIDE THREAT	1	2	2	5	6	1	6	5	
SUSPICIOUS PERSON	28	30	35	36	42	27	47	31	2
SUSPICIOUS VEHICLE	26	21	26	18	16	17	27	17	1
THEFT FROM MOTOR VEHICLE	23	15	30	25	24	24	35	21	3
TRAFFIC CONTROL MALFUNCTION	12	12	14	8	10	12	13	10	
TRESPASSER	14	4	12	15	11	11	12	10	1
VANDALISM MISCELLANEOUS	7	10	7	14	14	17	17	8	
VANDALISM TO STRUCTURE		1					1		
VANDALISM TO VEHICLE	1	1	1	1	1	2		1	

Not all Call Types are Included

The data depicted on this page and within this report may not be inclusive of all incidents or events and is presented for convenience to the viewer.

Call for Service Statistics - July

Actual Call Type	2022	2023	2024
911 HANG UP	13	8	6
ALARM		3	5
ALARM EXCUSED			2
ALARM FALSE	216	210	209
ANIMAL COMPLAINT	93	100	110
ASSAULT	3		3
ASSISTANCE	183	253	273
BANK ESCORT	22	18	21
BREACH OF PEACE	66	71	50
BUSINESS/LOCATION CHECK	1,095	872	825
COMMUNITY EVENT	18	19	24
DEAD ON ARRIVAL	2	4	2
EDP	9	8	14
EMERGENCY MEDICAL CALL	387	237	336
EMERGENCY MEDICAL CALL (CODE 2)	91	89	1
FIREWORKS COMPLAINT	17	33	29
FUNERAL ESCORT	13	11	11
HARASSMENT	14	16	18
INTOXICATED SUBJECT		3	6
M.V. ACCIDENT	172	169	160
MEDICAL ALARM	2		
MISSING PERSON	3	3	3
NARCOTICS VIOLATION		2	
NOISE COMPLAINT	31	36	34
PARKING VIOLATION	62	86	67
RECKLESS DRIVER	36	42	43
RECOVERED PROPERTY	25	25	20
ROAD HAZARD	33	95	44
ROBBERY	1		
SEX VIOLATION	3	1	
SUICIDE		1	
SUICIDE ATTEMPT	1		
SUICIDE THREAT	5	1	6
SUSPICIOUS PERSON	24	39	47
SUSPICIOUS VEHICLE	22	23	27
TRAFFIC CONTROL MALFUNCTION	4	24	13
TRESPASSER	15	9	12
VANDALISM MISCELLANEOUS	3	17	17
VANDALISM TO STRUCTURE	1	2	1
VANDALISM TO VEHICLE	11		
VEHICLE ACCIDENT WITH INJURIES	32	25	20



Investigations, Burglaries, Larcenies & Vehicle Thefts

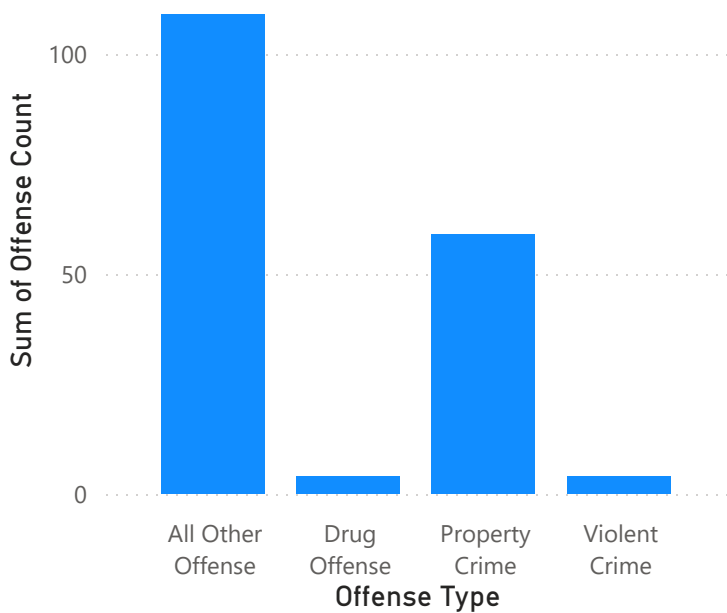
Actual Call Type	2022	2023	2024
BURGLARY - COMMERCIAL		4	3
BURGLARY - GARAGE	2		1
BURGLARY ATTEMPT - RESIDENCE	2	1	1
INVESTIGATION	203	168	173
INVESTIGATION-ARREST	2	3	1
INVESTIGATION-CREDIT CARD FRAUD		1	1
INVESTIGATION-FINANCIAL CRIME	4	2	
INVESTIGATION-FORGERY	2	1	
INVESTIGATION-INTERNET CRIME	1		1
INVESTIGATION-WARRANT ARREST	1	8	23
LARCENY/THEFT	23	33	39
LARCENY-EMPLOYEE THEFT	1		1
LARCENY-IDENTITY THEFT		75	14
SHOPLIFTER	36	29	36
STOLEN VEHICLE	9	10	9
THEFT FROM MOTOR VEHICLE	60	29	35

Offense Statistics - July

Offense Type	2022	2023	2024
All Other Offense	24	35	50
Drug Offense		1	3
Property Crime	22	17	22
Violent Crime	2		2
Total	48	53	77

Offense Description	2022	2023	2024
Aggravated Assault	1		2
All other Larceny		2	2
All Other Offenses	3	14	28
Animal Cruelty			1
Burglary/Breaking and Entering			3
Counterfeiting/Forgery	2	3	1
Destruction/Damage/Vandalism of Property		2	
Disorderly Conduct	1	4	
Driving under the Influence	6	2	6
Drug Narcotic Violations		1	3
Forcible Fondling			1
Identity Theft	2		
Impersonation			1
Intimidation	2	5	5
Motor Vehicle Theft	1		
Robbery	1		
Shoplifting	18	10	15
Simple Assault	9	7	6
Trespass of Real Property	1		3
Weapon Law Violations	1	3	

Sum of Offense Count by Offense Type



The Fairfield Police Department participate in National Incident-Based Reporting System (NIBRS) which was implemented to improve the overall quality of crime data collected by law enforcement. NIBRS captures details on each single crime incident—as well as on separate offenses within the same incident—including information on victims, known offenders, relationships between victims and offenders, arrestees, and property involved in crimes.

Definitions for NIBRS Offenses can be found at:

https://ucr.fbi.gov/nibrs/2019/resource-pages/nibrs_offense_definitions-2019.pdf

Arrest Statistics - July

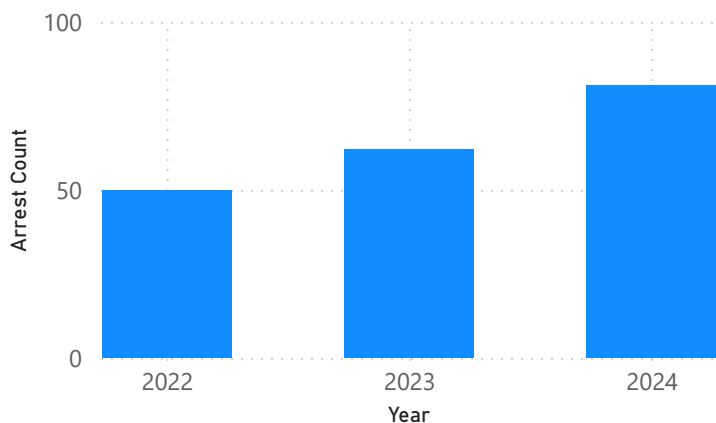
Charge Type 2022 2023 2024

Charge Type	2022	2023	2024
Felony	12	17	16
Infraction	4	11	11
Misdemeanor	46	49	74
Violation	0	4	2
Total	50	62	81

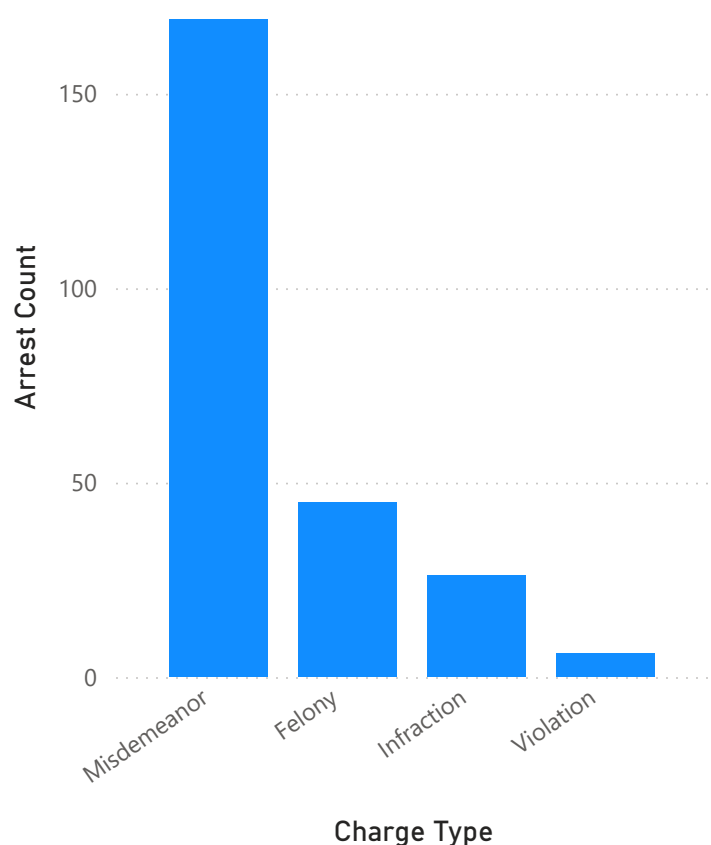
Top 40 Arrest Charges

Description	2022	2023	2024
ASSAULT 3RD DEG	6	2	5
BREACH OF PEACE 2ND DEG	6	5	6
CRIMINAL IMPERSONATION	1	0	2
CRIMINAL MISCHIEF 2ND DEG	2	1	0
CRIMINAL MISCHIEF 3RD DEG	1	1	0
CRIMINAL TRESPASS 1ST DEG	0	0	4
CRIMINAL TROVER 1ST DEG	0	4	0
DISORDERLY CONDUCT	8	9	9
DUI- .02 BAC LESS THAN 21 YRS	2	0	2
ENGAGING POLICE IN PURSUIT	0	1	3
EVADE RESP-INJURY/PROP DAMAGE	1	2	1
FAIL TO DISPLAY PLATES/INSERTS	0	1	1
FAILURE TO APPEAR 1ST DEG	0	1	3
FAILURE TO APPEAR 2ND DEG	1	5	18
FAILURE TO DRIVE UPON RIGHT	1	1	1
FLR RESPOND-PAYABLE VIOLATION	0	1	1
FLR TO DRIVE IN PROPER LANE	1	2	3
FORGERY 1ST DEG	2	0	1
FORGERY 2ND DEG	2	3	2
FORGERY 3RD DEG	1	0	1
IDENTITY THEFT - 3RD DEGREE	1	0	1
ILL OPN MV UNDER INFL ALC/DRUG	5	3	4
ILL OPN MV UNDER SUSPENSION	0	1	1
ILL OPN MV WO MINIMUM INSURNCE	0	3	1
ILL POSS WEAPON IN MTR VEHICLE	1	2	0
IMPROPER USE-MARKER/LIC/RGSTR	1	3	1
INTERFERE WITH OFFCR/RESISTING	6	6	8
INTERFERING W/AN EMERGENCY CALL	1	2	0
LARCENY 1ST DEG	0	0	2
LARCENY 3RD DEG	3	2	2
LARCENY 4TH DEG	1	1	3
LARCENY 5TH DEG	1	3	2
LARCENY 6TH DEG	19	10	18
LARCENY OF MV - 1ST OFFENSE	0	8	1
OPERATE MV WITHOUT LICENSE	0	1	1
OPERATE/PARKS UNREGISTRD MV	0	3	1
POS CONTROL SUBSTNCE 1ST OFFNS	1	2	3
RECKLESS DRIVING	1	1	0
RECKLESS ENDANGERMENT 2ND DEG	1	1	0
RISK OF INJURY TO CHILD	0	1	1
ROBBERY 3RD DEG	1	0	1
SIMPLE TRESPASS	0	0	2
STRANGULTN/SUFFOCATE-2ND DEGRE	1	0	1
THREATENING 2ND DEG	2	1	0
THREATENING 2-PHYSICAL THREAT	0	1	2
TRAVELING UNREASONABLY FAST	1	2	0
UNI AWFUII RFSTRAINT 1ST DEG	1	0	1

Arrest Count by Year



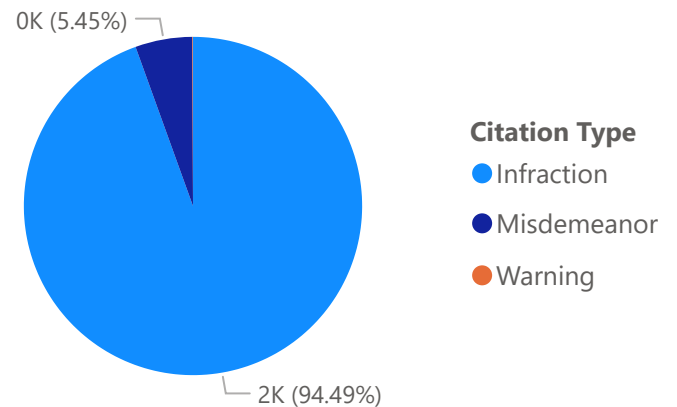
Arrest Count this Month Only



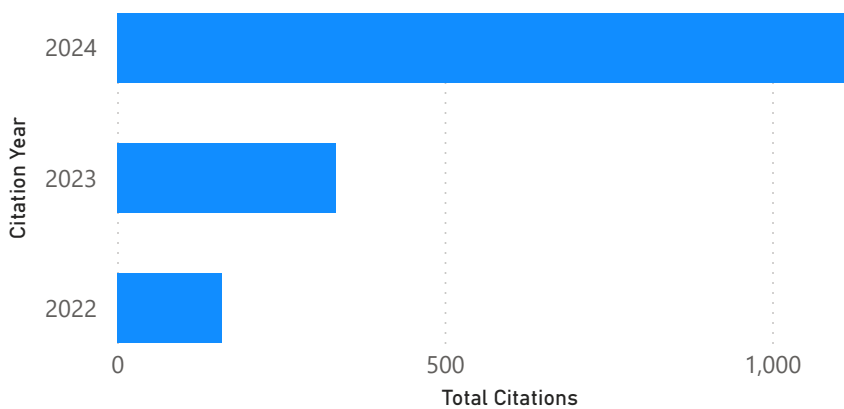
Citation Statistics - July

Citation Type	2022	2023	2024	Total
Infraction	132	295	1,098	1,525
Misdemeanor	26	38	24	88
Warning	1			1
Total	159	333	1,122	1,614

Total Citations by Citation Type

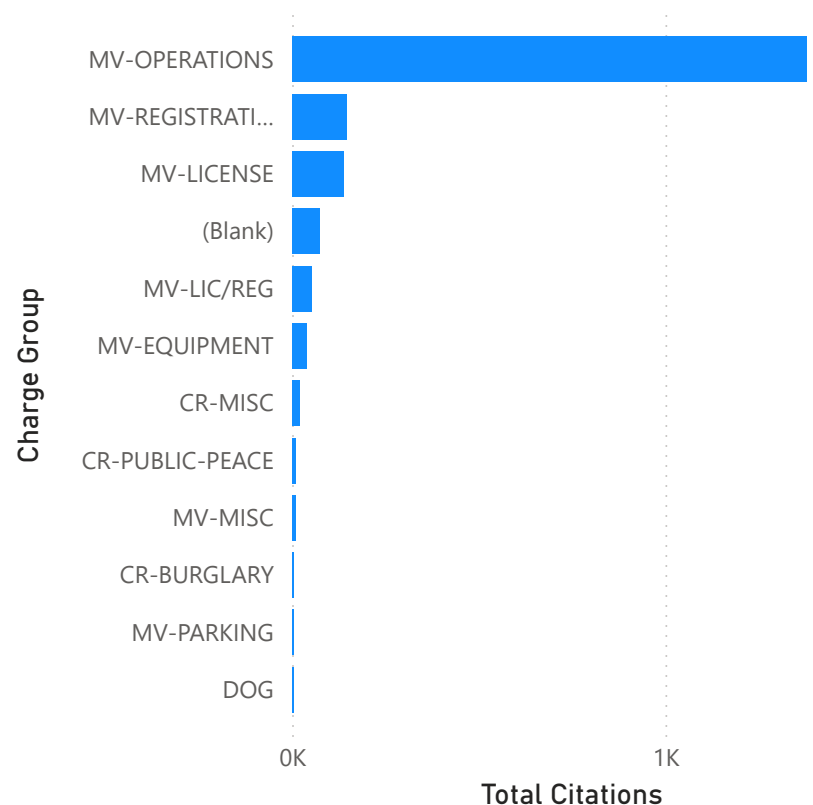


Total Citations by Citation Year



Charge Group	2022	2023	2024
	26	27	23
CR-BURGLARY	2		
CR-MISC	1	14	6
CR-PUBLIC-PEACE		6	3
DOG		1	
MV-EQUIPMENT		6	34
MV-LIC/REG	9	20	22
MV-LICENSE	8	48	82
MV-MISC	1	1	7
MV-OPERATIONS	126	255	999
MV-PARKING			2
MV-REGISTRATION	22	41	85
Total	196	334	1,122

Total Citations by Charge Group

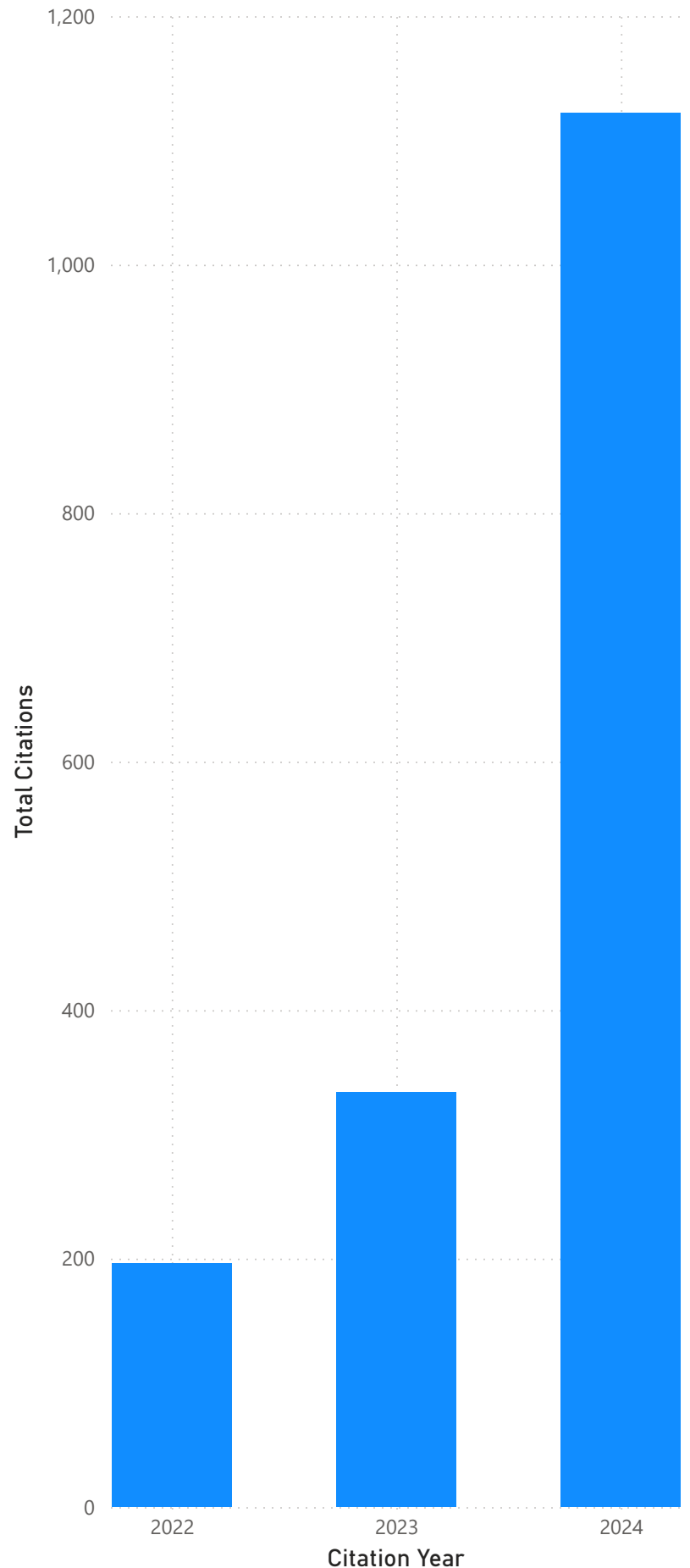


Citation Statistics - July

Top 40 Citation Charges

ChargeDesc	2022	2023	2024
14-100a(c)(1) - FLR TO WEAR SAFETY SEAT BELT		2	34
14-12(a) - FAILURE TO RENEW REGISTRATION	7	8	4
14-12(a)* - OPERATE/PARKS UNREGISTRD MV	13	28	63
14-13 - FAILURE TO CARRY REG/INS CARD	1	2	12
14-147(a) - FALSIFY MARKER/LICENSE/RGSTRTN	5	2	
14-147(c) - IMPROPER USE-MARKER/LIC/RGSTR	9	20	22
14-147a - THEFT OF PLATES/INSERTS	1		1
14-147c - MISUSE OF PLATE			5
14-18(a) - FAIL TO DISPLAY PLATES/INSERTS	5	8	9
14-18(c) - VIO READABLE/LOST PLATES REQS		1	2
14-213 - FLR TO CARRY OPERATOR LICENSE		3	7
14-213b - ILL OPN MV WO MINIMUM INSURNCE		18	43
14-215 - ILL OPN MV UNDER SUSPENSION	2	11	12
14-215(a) - ILL OPN MV UNDER SUSPENSION	1	4	3
14-215a - IL OPN MV UNDER 14-140 SUSPNSN			3
14-218a - TRAVELING UNREASONABLY FAST	85	169	542
14-218a* - TRAVELING TOO FAST CONDITIONS		4	3
14-219(b) - SPEEDING INFRACTION-CARS ONLY		9	18
14-222 - RECKLESS DRIVING		1	1
14-223(a) - DISOBEYING SIGNAL OF OFFICER			2
14-224b - EVADING RESPONSIBILITY		2	
14-227a - ILL OPN MV UNDER INFL ALC/DRUG	3		1
14-230(a) - FAILURE TO DRIVE UPON RIGHT	2	3	6
14-232(a)(1) - IMP PASSING-UNSAFE DISTANCE	1	1	1
14-234 - NO PASSING ZONE	1	1	2
14-236 - FLR TO DRIVE IN PROPER LANE	3	5	7
14-237 - DRIVE WRONG WAY-DIVIDED HIWAY		1	1
14-240(b) - FOLLOW TOO CLOSELY		4	
14-240(b)* - FOLLOW TOO CLOSELY-W/ACDNT		4	2
14-240(d)(2) - FOLLWNG TOO CLOSE W/ACCIDENT	6		
14-241 - IMPROPER TURNS		1	2
14-242(e) - LFT TURN-FL TO YLD RT OF WAY		3	3
14-243(b) - UNSAFE BACKING	2	2	1
14-244 - IMPROPER TURN/STOP SIGNALING	1		1
14-245 - FLR GRANT RIGHT OF WAY-INTRST	1		1
14-247 - FLR GRANT RIGHT OF WAY-PRVT RD	3	2	3
14-251(a) - IMP PRKG-HYDRANT/CURB REQS			2
14-296aa(b1st - OP MV W/HNDHLD TEL/ELC DEV/TXT	2	7	83
14-298 - FLR COMPLY STATE TFC COMM REGS	2	1	
14-299 - TRAFFIC CONTROL SIGNALS	7	9	13
14-301 - FAILURE TO OBEY STOP SIGN	16	27	316
14-36(a) - OPERATE MV WITHOUT LICENSE	8	31	47
14-36(b)(1)++ - OP MV >=18 VI LIC/PERMIT REQS			2
14-40a(a)* - OP MOTORCYCLE W/O ENDORSEMENT		4	
14-96c - IMPROPER REAR/MARKER LAMPS		2	
38a-371 - FLR TO INSURE PRIVATE MTR VEH	15	7	3
53a-110a - SIMPLE TRESPASS	2		
53a-181a - CREATING A PUBLIC DISTURBANCE		6	3
7-148 - TOWN ORDINANCE \$90 OR LESS(CI)		13	6

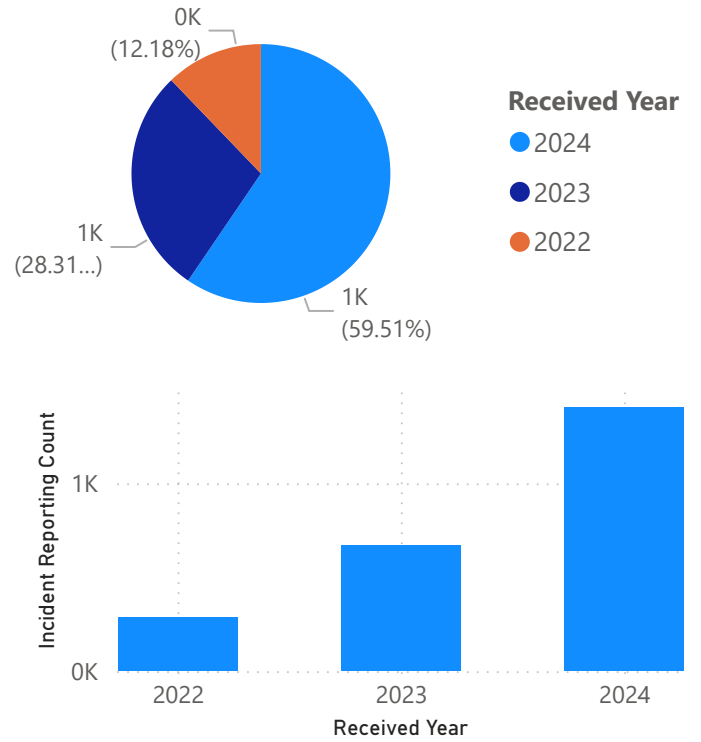
Citations by Year during this Month



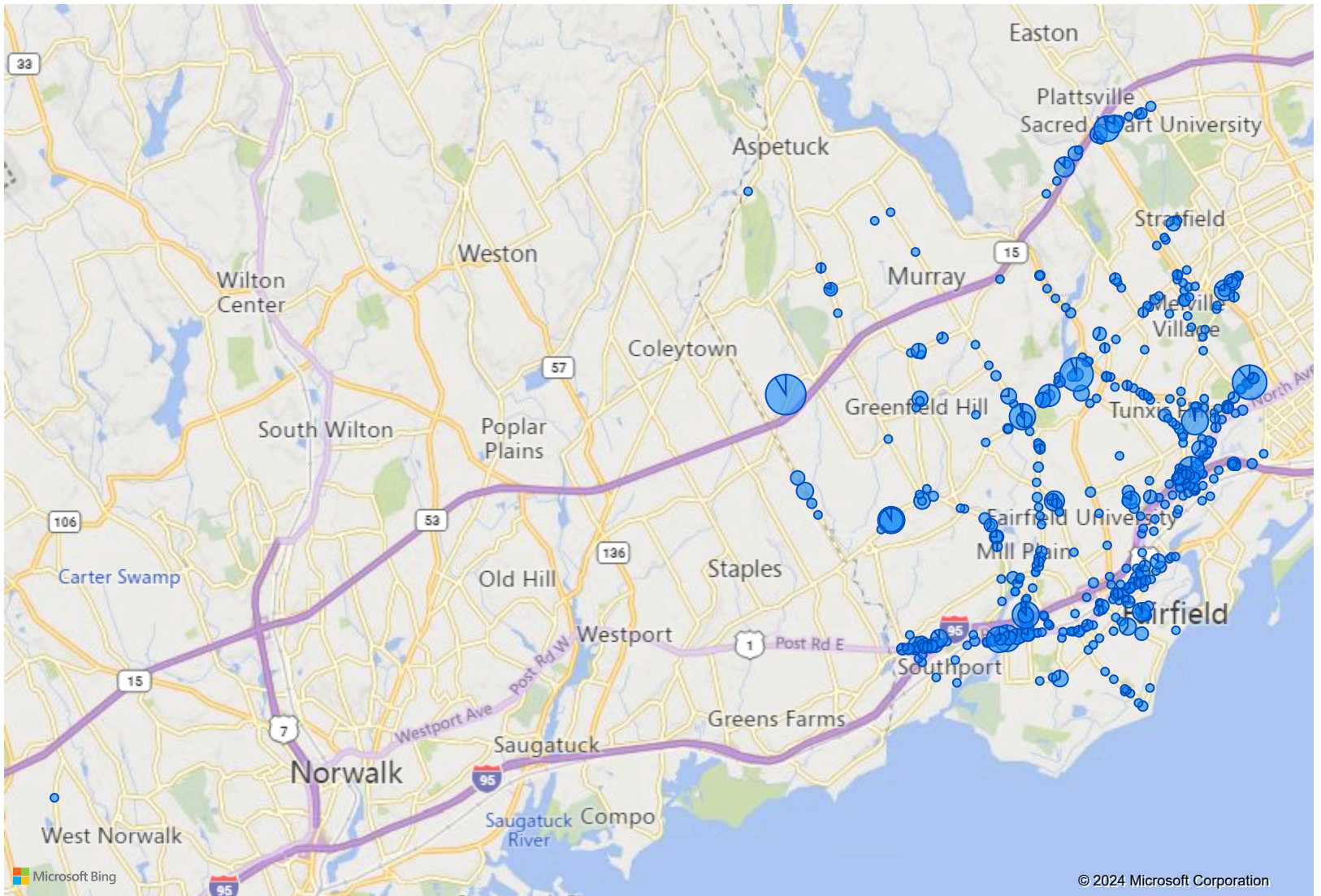
The data depicted on this page and within this report may not be inclusive of all incidents or events and is presented for convenience to the viewer.

Traffic Stop Statistics - July

Actual Call Type	2022	2023	2024
TRAFFIC STOP - ARREST	123	210	1,054
TRAFFIC STOP - VERBAL	154	337	308
TRAFFIC STOP	5	117	33
TRAFFIC STOP - NO ACTION	3	3	6
BUSINESS/LOCATION CHECK			1
EMERGENCY MEDICAL CALL	1		
TRAFFIC STOP - WRITTEN WARNING	1		
Total	287	667	1,402



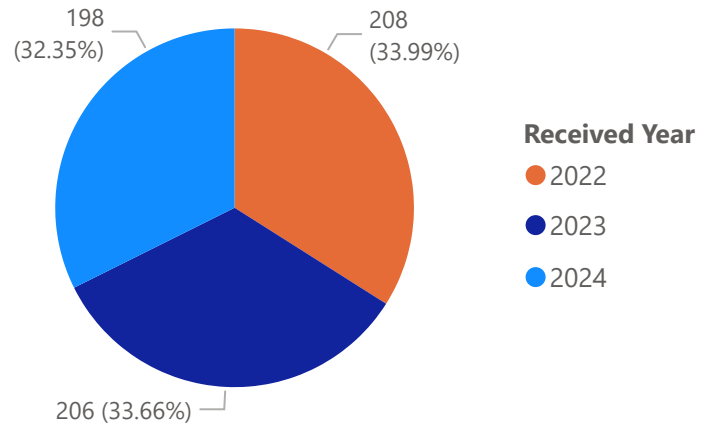
TRAFFIC STOPS THIS MONTH:



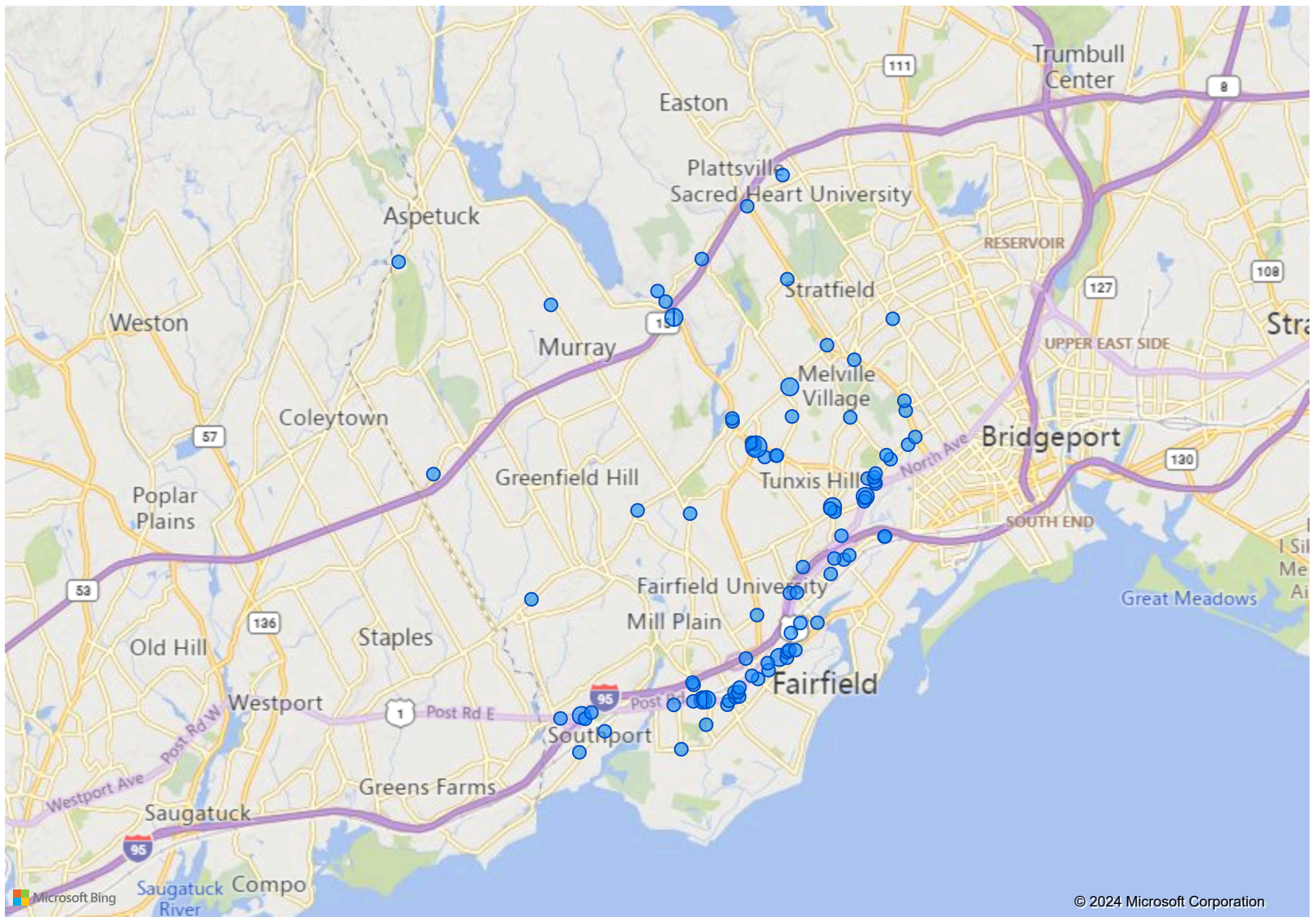
Vehicle Crash Statistics - July

Initial Call Type	2022	2023	2024
M.V. ACCIDENT	169	176	164
VEHICLE ACCIDENT WITH INJURIES	39	30	34
Total	208	206	198

Incident Reporting Count by Received Year



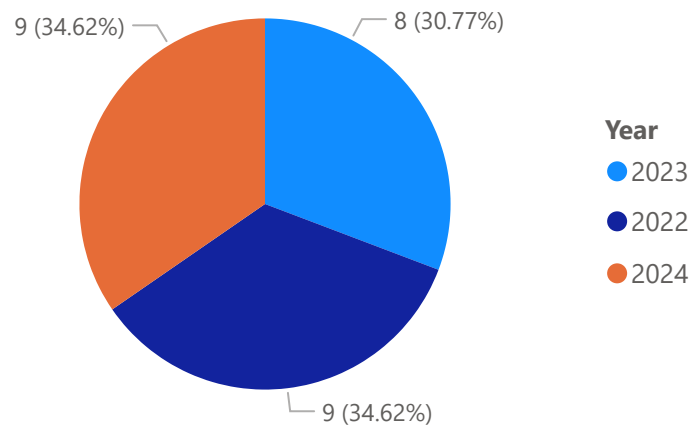
VEHICLE CRASHES THIS MONTH



The data depicted on this page and within this report may not be inclusive of all incidents or events and is presented for convenience to the viewer.

Family Violence Offense Statistics - July

Family Violence	2022	2023	2024	Total
Yes	9	8	9	26
Total	9	8	9	26

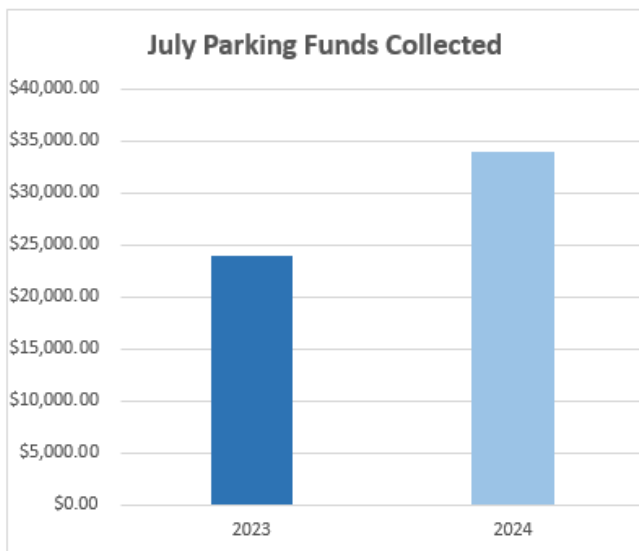
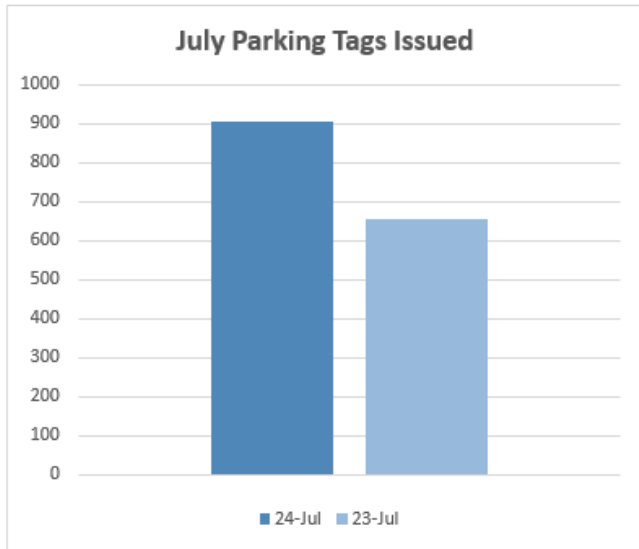


If you or someone you know is a victim of domestic violence, there are CONFIDENTIAL, SAFE, and FREE services available throughout Connecticut 24 hours per day, 7 days per week.

If you need help or just someone to talk to, please visit us at [CTSafeConnect.org](https://www.CTSafeConnect.org) or call or text **(888) 774-2900**. Advocates are available 24/7. All languages are supported!

To learn more, visit www.ctcadv.org or www.CTSafeConnect.org

Parking Enforcement Statistics - July



2023

Parking Tags Issued

657

Total Revenue Collected

\$23,214.99

2024

Parking Tags Issued

907

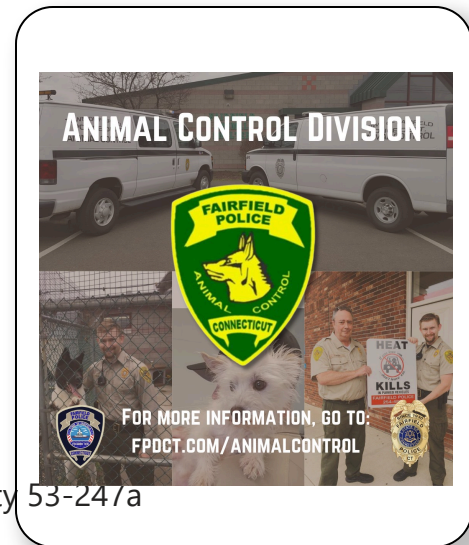
Total Revenue Collected

\$39,569.65

Animal Control & Shelter - July

- Complaints: 150
- Wildlife related complaints: 44
- Animals tested for rabies: 1
- Animals testing positive for rabies: 0
- Animals impounded: 11 dogs, 3 cats
- Animal bites: 3 dog bites
- ACO Enforcement: 6 Written warnings, 1 misd summons cruelty 53-247a
- Dead animals picked up: 61
- Beach/Open Space: 5 black bear sightings in the northern parts of town.
Increased complaints for injured/deceased fawns.
- Euthanized: 2 cats, both advanced stages of illness.
- Sold as a pet: 3 dogs

Animals Housed at shelter: 6 dogs, 7 cats



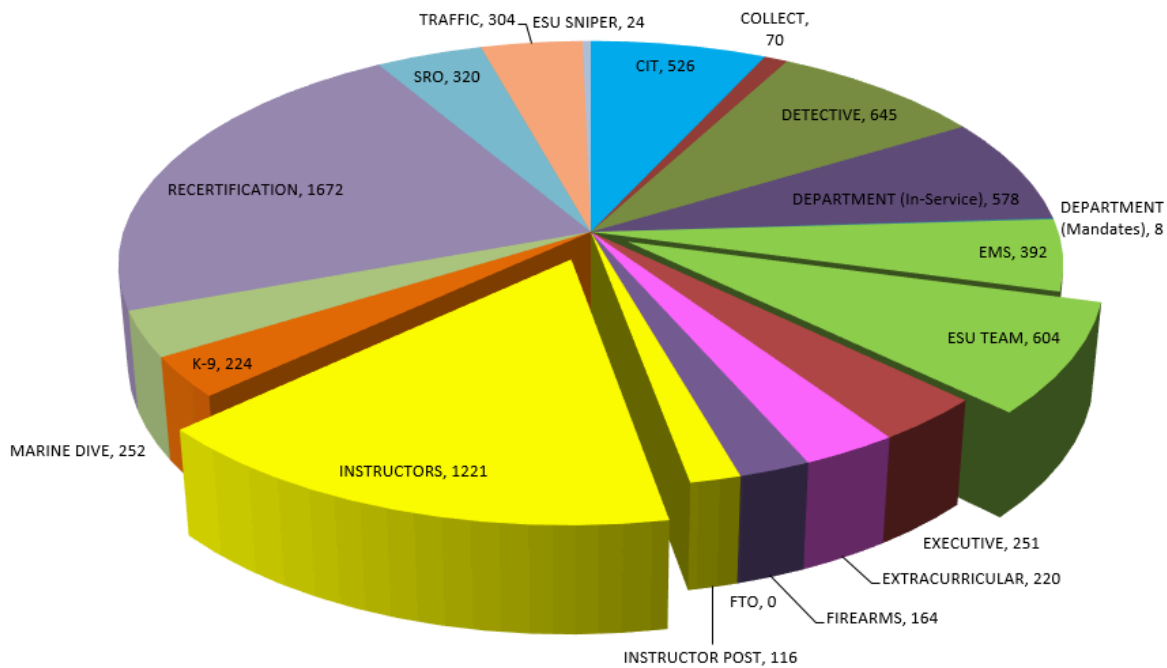
Department Training Report - July

TRAINING CALCULATIONS FROM 01-01-2024 THRU 12-31-2024

	2016	2017	2018	2019	2020	2021	2022	2023	2024
Total Class Attendance	120	659	980	1298	929	995	1289	1789	1042
Officers With Classes	54	109	104	109	109	114	114	116	114
Officers No Classes	54	-1	0	0	0	3	11	9	9
Total Officers	105	102	107	107	106	117	125	125	123
Officers/Class Average	2.14	3.14	3.26	3.10	3.14	2.88	3.05	3.06	3.21
Amount of Class Days	88	335	453	636	450	543	684	741	468
Segments	56	210	301	419	296	346	423	585	324
Average Days/ Class	1.57	1.60	1.50	1.52	1.52	1.57	1.62	1.27	1.44

	Students	Instructors		Month	YTD
Instructor Certification	132	Firearms & Survival	Training Hours Outside	410	3000
EMT (3) 40 Hours	120		Training Hours Inside	296	4591
Marine Division Training	88	Boating Class			
SRO Certification	85	NASRO			
Detectives	81	Detective School			
ESU	72	Monthly			
Executive	80	Supervisor FBI-LEEDA			
K-9	32				

HOURS 2024



July



Officers Jordan Irizarry and Cassidy Kirby, were officially sworn in as Fairfield's newest officers on July 12th! We wish them all the best on this new journey as they begin their training at the Connecticut Police Academy. Welcome to the team, Officers Irizarry and Kirby!



A heartfelt thank you to Mandy and the amazing staff at Vuori in Westport for hosting a fantastic first responder appreciation event! Their support, hospitality, and generosity mean the world to us. We look forward to a continued partnership and future events!





After 30 years of dedicated service, Officer Joseph Kalson has retired from the Fairfield Police Department. Officer Kalson joined us after serving in a logistics capacity at the FBI New Haven. In Fairfield, his contributions to the Patrol Division, Emergency Services Unit, Honor Guard, and Bicycle Unit have left a lasting impact on our community. We honored Officer Kalson with a special sendoff at Police Headquarters, which included a final radio sign-off, recognition from the Chief of Police, and a final march and salute to a celebration at Colony Grill. Congratulations to Officer Joseph Kalson on His Retirement!

Congratulations to our STEP Graduates! We are thrilled to celebrate our recent STEP (Student Tools for Emergency Planning) graduates! From learning about emergency preparedness to building their very own supply kit, our graduates are now equipped with the knowledge to stay safe and prepared. They even got a hands-on tour of emergency vehicles!

